


CRMC GP5 & JRDC TS1 & TS2

Jamwest Speedway 1.600 miles

Qualifying

5/12/2018 13:05

Qualifying started at 14:20:06



Pos	No.	Name	Class	Best Tm	Diff	Best Speed	In Lap	Nat/State	Sponsor
1	86	Mark Maloney	GP5	1:11.373		80.703	4		
2	32	David Summerbell	TS2 / GP5	1:11.634	0.261	80.409	2		
3	404	Kyle Gregg	TS2 / GP5	1:11.929	0.556	80.079	3		
4	32	Samantha Summerbell	TS1	1:17.250	5.877	74.563	3		
5	007	Jamie James	TS2	1:19.494	8.121	72.458	2		
6	26	Peter Rae	TS2	1:21.915	10.542	70.317	1		
7	303	Nigel Wilmott	TS1	1:27.404	16.031	65.901	4		
8	34	Dwayne Rowe	TS1	1:40.766	29.393	57.162	1		

\* Car # 32 & CAR#404 will score under dual groups for CMRC GP5 & JRDC TS2.

Chief Steward  
31/5/2018


CRMC GP5 & JRDC TS1 & TS2

Jamwest Speedway 1.600 miles

Race 1

5/13/2018 07:40

Race started at 9:45:10



Pos	No.	Name	Class	Laps	Diff	Total Tm	Best Tm	Nat/St: Sponsor
1	404	Kyle Gregg	TS2 <i>GP5</i>	9		15:04.770	1:11.194	
2	86	Mark Maloney	GP5	9	1.146	15:05.916	1:11.805	
3	32	David Summerbell	TS2 <i>GP5</i>	9	6.106	15:10.876	1:11.760	
4	73	Leroy Spence	TS1	8	1 Lap	15:52.870	1:29.608	
5	26	Peter Rae	TS2	8	1 Lap	15:36.721	1:20.340	
6	132	Samantha Summerbell	TS1	7	2 Laps	13:16.819	1:17.520	
7	303	Nigel Wilmot	TS2	3	6 Laps	12:37.542	1:26.438	
8	83	Andre Anderson	TS2	1	8 Laps	9:21.231	1:17.821	

\* Dual class for car # 404 & 32. Applies for all races 1 to 3.  
 31/5/2018

*Chief Howard*  
 5:25pm  
 13/5/18

*[Signature]*  
 13/5/18

*[Signature]*  
 13/5/18

Margin of Victory	Avg. Speed	Best Lap Tm	Best Speed	Best Lap by
1.146	57.296	1:11.194	80.906	404 - Kyle Gregg

Chief of Timing & Scoring - Neil Williams

Orbits

Race Director - Lawrence Henriques

Jamwest Motorsport & Adventure Park

www.mylaps.com

icensed to: Jamwest Motorsports and Adventure Park Ltd

CMRC/JRDC Seaboard Marine Round 2

Sorted on Laps


CRMC GP5 & JRDC TS1 & TS2

Jamwest Speedway 1.600 miles

Race 1

5/13/2018 07:40

Race started at 9:45:10



Pos	No.	Name	Class	Laps	Diff	Total Tm	Best Tm	Nat/St	Sponsor
1	404	Kyle Gregg	TS2	9		15:04.770	1:11.194		
2	86	Mark Maloney	GP5	9	1.146	15:05.916	1:11.805		
3	32	David Summerbell	TS2	9	6.106	15:10.876	1:11.760		
4	26	Peter Rae	TS2	8	1 Lap	15:36.721	1:20.340		
5	132	Samantha Summerbell	TS1	7	2 Laps	13:16.819	1:17.520		
6	73	Leroy Spence	TS1	5	4 Laps	15:52.870	1:29.608		
7	303	Nigel Wilmot	TS2	3	6 Laps	12:37.542	1:26.438		
8	83	Andre Anderson	TS2	1	8 Laps	9:21.231	1:17.821		

*COPIED FROM ORIGINAL*  
*9:22 am*  
*13/5/18*  
*5:25 pm*  
*OTHER SIGNED*

*[Signature]*  
*13/5/18*  
*[Signature]*  
*13/05/2018*

Margin of Victory	Avg. Speed	Best Lap Tm	Best Speed	Best Lap by
1.146	57.296	1:11.194	80.906	404 - Kyle Gregg

Chief of Timing & Scoring - Neil Williams  
 Race Director - Lawrence-Henriques  
 Jamwest Motorsport & Adventure Park

Orbits

www.mylaps.com  
 icensed to: Jamwest Motorsports and Adventure Park Ltd

RACE ~~GP 5~~ GP 5 575 Race # 1

	LAP 1	LAP 2	LAP 3	LAP 4	LAP 5	LAP 6	LAP 7	LAP 8	LAP 9	LAP 10
1	86	82	404	404	404	404	404			
2	82	404	82	82	82	86	82	86		
3	404	86	86	86	86	82	86	82		
4	132	86	26	132	132	132	73			
5	26	132	132	26	26	26				
6	303	83	83	303	73	73				
7	73	303	303	73						
8	83	73	73							
9										
10										
11										
12										
13										
14										
15										
16										
17										
18										
19										
20										
21										
22										
23										
24										
25										
26										
27										
28										
29										
30										
31										
32										
33										
34										
35										
36										
37										
38										
39										
40										

Finish Line Judge Name: Jack Chen Shue

Finish Line Judge Signature: [Signature]

Date: May 12, 2018

Reviewed by  
Results report  
12/15/18

CRMC GP5 & JRDC TS1 & TS2

Jamwest Speedway 1.600 miles

Race 2

5/13/2018 10:45

Race started at 12:58:40

Pos	No.	Name	Class	Laps	Diff	Total Tm	Best Tm	Nat/St	Sponsor
1	404	Kyle Gregg	TS2 <i>GP5</i>	8		11:06.505	1:11.472		
2	86	Mark Maloney	GP5	8	4.131	11:10.636	1:12.309		
3	32	David Summerbell	TS2 <i>GP5</i>	8	9.066	11:15.571	1:12.246		
4	007	Jamie James	TS2	8	1:15.367	12:22.872	1:17.598		

\* Number of laps completed in race was 7.

*[Signature]*  
2/5/2018

*[Signature]*  
12:16pm  
12/5/18

Margin of Victory	Avg. Speed	Best Lap Tm	Best Speed	Best Lap by
4.131	69.137	1:11.472	80.591	404 - Kyle Gregg

Chief of Timing & Scoring - Neil Williams

Orbits

Race Director - Lawrence Henriques

Jamwest Motorsport & Adventure Park

www.mylaps.com

icensed to: Jamwest Motorsports and Adventure Park Ltd

RACE GPS TSI Race #2

	LAP 1	LAP 2	LAP 3	LAP 4	LAP 5	LAP 6	LAP 7	LAP 8	LAP 9	LAP 10
1	404	404	404	404	404	404	404			
2	86	32	32	86	86	86	86			
3	32	86	86	32	32	32	32			
4	007	007	007	007	007	007	007			
5										
6										
7										
8										
9										
10										
11										
12										
13										
14										
15										
16										
17										
18										
19										
20										
21										
22										
23										
24										
25										
26										
27										
28										
29										
30										
31										
32										
33										
34										
35										
36										
37										
38										
39										
40										

Finish Line Judge Name: Tiffany Bryan

Finish Line Judge Signature: 

Date: 12/5/18


CRMC GP5 & JRDC TS1 & TS2

Jamwest Speedway 1.600 miles

Race 3 *CMRC GP4 & JRDC MP4 \**

5/13/2018 14:40

Race started at 17:23:24



Pos	No.	Name	Class	Laps	Diff	Total Tm	Best Tm	Nat/St	Sponsor
1	404	Kyle Gregg	TS2 <i>KPS</i>	7		8:27.089	1:11.653		
2	86	Mark Maloney	GP5	7	3.889	8:30.978	1:12.681		
3	32	David Summerbell	TS2 <i>KPS</i>	7	23.811	8:50.900	1:13.917		
4	158	Quinlan Lall	MP4 <i>KPS</i>	7	52.599	9:19.688	1:18.835		
5	965	James Ince	GP4 <i>KPS</i>	7	1:23.766	9:50.855	1:22.474		
6	169	Troy Riley	TS1	6	1 Lap	8:47.024	1:25.694		
7	777	Demar Lee	TS1	6	1 Lap	8:47.088	1:25.676		
8	303	Nigel Wilmot <i>TS</i>	MP4 <i>TS</i>	6	1 Lap	9:14.087	1:30.246		
9	888	Corey Walters	TS1	6	1 Lap	9:49.091	1:35.828		
10	007	Jamie James	MP4	3	4 Laps	3:54.534	1:16.439		
11	132	Samantha Summerbell	TS1	3	4 Laps	5:17.570	1:38.581		
12	44	Lamar Larmond	GP4	1	6 Laps	1:31.287	1:29.538		
13	26	Peter Rae	TS2		7 Laps	1.765			
14	58	Roan Jones	TS1		7 Laps	4.947			

*IS # 99 - DNF.*

*car # 303 as reflected in results should read as car # 73 which was driven by Nigel Wilmot and not Leary Spence as entered for the event. Competitor # 303 Nigel Wilmot changed car but did not notify the CoC. Classification MP4/TS*

*\* Amalgamated combined race for CMRC GP4 & 5 with JRDC TS1 & 2 and JRDC MP4.*

*Car # 99 completed 2 laps and should be reflected in the official results even though he ~~did not~~ <sup>does not</sup> qualify as a finisher.*

*21/5/2018*

Margin of Victory	Avg. Speed	Best Lap Tm	Best Speed	Best Lap by
	79.513	1:11.653	80.387	404 - Kyle Gregg

Scoring - Neil Williams Orbits

awrence Henriques  
ort & Adventure Park

FINAL RACE

RACE CMRC GRP 4, CMRC GRPS 5 TS 1 & 2

	LAP 1	LAP 2	LAP 3	LAP 4	LAP 5	LAP 6	LAP 7	LAP 8	LAP 9	LAP 10
1	404	404	404	404	404	404	404			
2	86	86	86	86	86	86	86			
3	32	007	007	32	32	32	32	32		
4	007	32	32	158	158	158	158	158		
5	158	158	158	965	965	965	965	965		
6	44	99	965	777	777	169	169			
7	26	44	99	169	169	777	777			
8	169	965	777	73	73	73	73			
9	777	777	169	888	888	888	888			
10	888	169	73	132						
11	965	73	888							
12	132	132	132							
13	99	888								
14	73									
15	58									
16										
17										
18										
19										
20										
21										
22										
23										
24										
25										
26										
27										
28										
29										
30										
31										
32										
33										
34										
35										
36										
37										
38										
39										
40										

Finish Line Judge Name: Tiffany Bayan

Finish Line Judge Signature: *Tiffany Bayan*

Date: 13/5/18