

JRDC IP

Jamwest Speedway 1.600 miles

Qualifying

5/12/2018 11:55

Qualifying started at 12:18:26

Pos	No.	Name	Class	Best Tm	Diff	Best Speed	In Lap	Nat/State	Sponsor
1	777	Demar Lee	IP3	1:25.658		67.244	2		
2	131	Lamar Larmond	IP3	1:26.805	1.147	66.356	1		
3	73	Leroy Spence	IP2	1:27.100	1.442	66.131	4		
4	27	Sebastien Rae	IP3	1:27.525	1.867	65.810	1		
5	72	Sheldon Morgan	IP3	1:27.889	2.231	65.537	3		
6	999	Alan Gordon	IP3	1:28.865	3.207	64.817	5		
7	49	Senna Summerbell	IP2	1:29.069	3.411	64.669	4		
8	29	Matthew Lee	IP2	1:29.629	3.971	64.265	2		
9	70	Joshua Sirgany	IP1	1:33.035	7.377	61.912	4		
10	11	Kevin Gardener	IP1	1:37.384	11.726	59.147	2		
11	888	Cory Walters	IP2	1:40.212	14.554	57.478	1		

CMRC Jamwest

Sorted on best lap time

JRDC IP

Jamwest Speedway 1.600 miles

Qualifying

5/12/2018 11:55 AM

Qualifying started at 12:18:26

Pos	No.	Name	Class	Best Tm	Diff	Best Speed	In Lap	Nat/State	Sponsor
1	777	Demar Lee	IP3	1:25.658		67.244	2		
2	131	Lamar Larmond	IP3	1:26.805	1.147	66.356	1		
3	73	Leroy Spence	IP2	1:27.100	1.442	66.131	4		
4	27	Sebastien Rae	IP3	1:27.525	1.867	65.810	1		
5	72	Sheldon Morgan	IP3	1:27.889	2.231	65.537	3		
6	999	Alan Gordon	IP2	1:28.865	3.207	64.817	5		
7	49	Senna Summerbell	IP2	1:29.069	3.411	64.669	4		
8	29	Matthew Lee	IP2	1:29.629	3.971	64.265	2		
9	70	Joshua Sirgany	IP1	1:33.035	7.377	61.912	4		
10	11	Kevin Gardener	IP1	1:37.384	11.726	59.147	2		
11	120	Tony Allen	IP2	1:40.212	14.554	57.478	1		

Tony not here

look for Tony Walker 4815951.

Chief of Timing & Scoring- Neil Williams

Race Director - Lawrence Henriques

Orbits

www.mylaps.com

Licensed to: Jamaica Karting Association

Printed: 5/12/2018 4:44:40 PM

CMRC/JRDC Seaboard Marine Round 1 - 2018

Sorted on Laps


JRDC IP

Jamwest Speedway 1.600 miles

Race 1

5/12/2018 15:50

Race started at 17:06:13



Pos	No.	Name	Class	Laps	Diff	Total Tm	Best Tm	Nat/St	Sponsor
1	27	Sebastien Rae	IP3	7		21:46.274	1:35.832		
2	72	Sheldon Morgan	IP3	7	6.627	21:52.901	1:34.517		
3	303	Nigel Wilmot	IP2	7	6.888	21:53.162	1:35.137		
4	29	Matthew Lee	IP2	7	17.728	22:04.002	1:37.249		
5	131	Lamar Larmond	IP3	7	21.435	22:07.709	1:38.450		
6	49	Senna Summerbell	IP2	7	22.183	22:08.457	1:38.906		
7	70	Joshua Sirgany	IP1	7	22.716	22:08.990	1:38.289		
8	888	Cory Walters	IP2	7	1:03.917	22:50.191	1:47.365		
9	73	Leroy Spence	IP2	3	4 Laps	15:29.805	1:46.557		
10	11	Kevin Gardener	IP1	2	5 Laps	13:45.897	3:20.380		

*Chief of Scoring
6:05 pm
13/5/2018*

*dc
12/5/18*

Margin of Victory	Avg. Speed	Best Lap Tm	Best Speed	Best Lap by
6.627	30.866	1:34.517	60.941	72 - Sheldon Morgan

Chief of Timing & Scoring- Neil Williams
Race Director - Lawrence Henriques
Jamwest Motorsport & Adventure Park

Orbits

www.mylaps.com

icensed to: Jamwest Motorsports and Adventure Park Ltd


JRDC IP

Jamwest Speedway 1.600 miles

Race 1

5/12/2018 03:50 PM

Race started at 17:06:13



Pos	No.	Name	Class	Laps	Diff	Total Tm	Best Tm	Nat/St	Sponsor
1	27	Sebastien Rae	IP3	7		21:46.274	1:35.832		
2	72	Sheldon Morgan	IP3	7	6.627	21:52.901	1:34.517		
3	303	Nigel Wilmot	IP2	7	6.888	21:53.162	1:35.137		
4	29	Matthew Lee	IP2	7	17.728	22:04.002	1:37.249		
5	131	Lamar Larmond	IP3	7	21.435	22:07.709	1:38.450		
6	49	Senna Summerbell	IP2	7	22.183	22:08.457	1:38.906		
7	70	Joshua Sirgany	IP1	7	22.716	22:08.990	1:38.289		
8	120	Tony Allen	IP2	7	1:03.917	22:50.191	1:47.365		
9	73	Leroy Spence	IP2	3	4 laps	15:29.805	1:46.557		
10	11	Kevin Gardener	IP1	2	5 laps	13:45.897	3:20.380		

* 888
 Tony Allen not in race
 IP2 1:03

Tony is Cory.

Insert for car #888 & reprint results for signature

Chief of Timing
 5:48pm
 12/05/2018
 withdraw for correction from finish line Judge of fact report.
 12/15/18

Margin of Victory	Avg. Speed	Best Lap Tm	Best Speed	Best Lap by
6.627	30.866	1:34.517	60.941	72 - Sheldon Morgan

Chief of Timing & Scoring- Neil Williams
 Race Director - Lawrence Henriques

Orbits

RACE JROC IP Race #1

	LAP 1	LAP 2	LAP 3	LAP 4	LAP 5	LAP 6	LAP 7	LAP 8	LAP 9	LAP 10
1	27	27	27	27	27					
2	131	131	303	303	303	72				
3	73	303	131	72	72	303				
4	72	49	72	131	29	29				
5	49	72	29	29	131	131				
6	29	73	49	49	49	49				
7	70	29	70	70	70	70				
8	11	70	888	888	888	888				
9	303	888								
10	888									
11										
12										
13										
14										
15										
16										
17										
18										
19										
20										
21										
22										
23										
24										
25										
26										
27										
28										
29										
30										
31										
32										
33										
34										
35										
36										
37										
38										
39										
40										

Finish Line Judge Name: Tiffany Bryan

Finish Line Judge Signature: 

Date: 12/5/18


JRDC IP

Jamwest Speedway 1.600 miles

Race 2

5/13/2018 10:25

Race started at 12:31:12



Pos	No.	Name	Class	Laps	Diff	Total Tm	Best Tm	Nat/St	Sponsor
1	999	Allan Gordon	IP3	7		12:40.475	1:24.034		
2	27	Sebastien Rae	IP3	7	2.267	12:42.742	1:26.591		
3	49	Senna Summerbell	IP2	7	4.621	12:45.096	1:25.896		510
4	131	Lamar Larmond	IP3	7	10.034	12:50.509	1:26.441		
5	224	Tyrone Powell	IP3	7	20.670	13:01.145	1:27.332		
6	73	Leroy Spence	IP2	7	32.672	13:13.147	1:28.646		
7	72	Sheldon Morgan	IP3	7	54.324	13:34.799	1:28.987		
8	70	Joshua Sirgany	IP1	7	55.550	13:36.025	1:32.419		
9	888	Cory Walters	IP2	7	1:02.749	13:43.224	1:34.840		
10	882	Dwane Rowe	IP3	6	.1 Lap	12:48.390	1:33.986		
11	29	Matthew Lee	IP2	2	5 Laps	5:32.121	1:27.692		
12	777	Demar Lee	IP3	7	7 Laps	2:33.323			

* Judge of fact reports competitor ~~car~~ #303 as started the race ~~in car~~
 car #73.

Driver #303 Nigel Whitton was the competitor in #73

Finish position 6 is competitor Nigel Whitton.
 Car #49 - break out for time bracket IP2. competitor to be moved to class IP3 for Race 3.

Chief Steward
 13/5/2018 6:05 pm

ok
 21/5/2018

Margin of Victory	Avg. Speed	Best Lap Tm	Best Speed	Best Lap by
2.267	53.019	1:24.034	68.544	999 - Allan Gordon

Chief of Timing & Scoring - Neil Williams
 Race Director - Lawrence Henriques
 Jamwest Motorsport & Adventure Park

Orbits

www.mylaps.com

icensed to: Jamwest Motorsports and Adventure Park Ltd

CMRC/JRDC Seaboard Marine Round 2

Sorted on Laps


JRDC IP

Jamwest Speedway 1.600 miles

Race 2

5/13/2018 10:25

Race started at 12:31:12



Pos	No.	Name	Class	Laps	Diff	Total Tm	Best Tm	Nat/St: Sponsor
1	999	Allan Gordon	IP2	7		12:40.475	1:24.034	
2	27	Sebastien Rae	IP3	7	2.267	12:42.742	1:26.591	
3	49	Senna Summerbell	IP2	7	4.621	12:45.096	1:25.896	
4	131	Lamar Larmond	IP3	7	10.034	12:50.509	1:26.441	
5	224	Tyrone Powell	IP3	7	20.670	13:01.145	1:27.332	
6	73	Leroy Spence	IP2	7	32.672	13:13.147	1:28.646	
7	72	Sheldon Morgan	IP3	7	54.324	13:34.799	1:28.987	
8	70	Joshua Sirgany	IP1	7	55.550	13:36.025	1:32.419	
9	888	Cory Walters		7	1:02.749	13:43.224	1:34.840	
10	882	Dwane Rowe	IP3	6	1 Lap	12:48.390	1:33.986	
11	29	Matthew Lee	IP2	2	5 Laps	5:32.121	1:27.692	
12	777	Demar Lee	IP3		7 Laps	2:33.323		
13	999	Alan Gordon	IP2					
14	11	Kevin Gardener	IP1					
15	303	Nigel Wilmot	IP2					

CHIEF SCORING
 12:03pm
 13/5/2018

Margin of Victory	Avg. Speed	Best Lap Tm	Best Speed	Best Lap by
2.267	53.019	1:24.034	68.544	999 - Allan Gordon

Chief of Timing & Scoring - Neil Williams
 Race Director - Lawrence Henriques
 Jamwest Motorsport & Adventure Park

Orbits

www.mylaps.com

icensed to: Jamwest Motorsports and Adventure Park Ltd

1P

RACE JR DC 1P Race #2

	LAP 1	LAP 2	LAP 3	LAP 4	LAP 5	LAP 6	LAP 7	LAP 8	LAP 9	LAP 10
1	27	27	27	27	999	999	999			
2	72	49	49	49	999	27	49	27		
3	29	29	999	999	49	49	27	49		
4	131	131	29	131	131	131	131	131		
5	49	999	131	224	224	224	224	224		
6	70	224	224	72	72	303	303	72		
7	777	72	72	303	303	72	72	70		
8	888	303	303	70	70	70	70	888		
9	999	70	70	888	888	888	888			
10	882	888	888	882	882	882				
11	303	882	882							
12	224									
13										
14										
15										
16										
17										
18										
19										
20										
21										
22										
23										
24										
25										
26										
27										
28										
29										
30										
31										
32										
33										
34										
35										
36										
37										
38										
39										
40										

Finish Line Judge Name: Tiffany Brynn

Finish Line Judge Signature: 

Date: 13/5/18

JRDC IP

Jamwest Speedway 1.600 miles

Race 3

5/13/2018 14:00

Race started at 16:35:17

Pos	No.	Name	Class	Laps	Diff	Total Tm	Best Tm	Nat/St: Sponsor
1	999	Alan Gordon	IP3	6		12:16.606	1:24.894	
2	99	Nicholas Barnes	IP3					
3	27	Sebastien Rae	IP3	6	9.818	12:26.424	1:26.158	
4	777	Demar Lee	IP3	6	10.066	12:26.672	1:26.134	
5	49	Senna Summerbell	IP3 <i>IP3</i>	6	12.646	12:29.252	1:25.989	
6	131	Lamar Larmond	IP3	6	19.675	12:36.281	1:26.567	
<i>5/2</i> 7	<i>29</i>	Matthew Lee	IP2	6	21.041	12:37.647	1:26.639	
8	73	Leroy Spence*	IP2	6	25.649	12:42.255	1:28.082	
9	70	Joshua Sirgany	IP1	6	52.611	13:09.217	1:32.494	
10	11	Kevin Gardener	IP1	6	55.066	13:11.672	1:33.879	
11	888	Cory Walters	<i>IP2</i>	6	1:02.228	13:18.834	1:34.267	
12	224	Tyrone Powell	<i>DNF</i> IP3	1	5 Laps	5:14.612	1:32.009	

* 303 Nigel Kilnot to be placed at position # 8.

Car # 49 - class IP3 break out rule applied in Race 2.

* #73 was driven by Nigel Kilnot whose number is 303

*Chief Steward
5:52 pm
13/5/2018*

*[Signature]
13/5/18*

*[Signature]
13/5/18*

*[Signature]
13/5/18*

Margin of Victory	Avg. Speed	Best Lap Tm	Best Speed	Best Lap by
	46.918	1:24.894	67.849	999 - Alan Gordon

Chief of Timing & Scoring - Neil Williams

Race Director - Lawrence Henriques

Jamwest Motorsport & Adventure Park

Orbits

www.mylaps.com

icensed to: Jamwest Motorsports and Adventure Park Ltd

RACE JRDC 1P Race # 3

	LAP 1	LAP 2	LAP 3	LAP 4	LAP 5	LAP 6	LAP 7	LAP 8	LAP 9	LAP 10
1	999	999	999	999	999	999				
2	27	99	99	99	99	99				
3	49	27	27	27	27	27				
4	131	777	777	777	777	777				
5	224	224	49	49	49	49				
6	303	49	131	131	131	131				
7	888	131	29	29	29	29				
8	70	303	303	303	303	303				
9	29	29	70	11	11	11				
10	777	11	11	70	70	70				
11	11	888	888	888	888	888				
12	99	70								
13										
14										
15										
16										
17										
18										
19										
20										
21										
22										
23										
24										
25										
26										
27										
28										
29										
30										
31										
32										
33										
34										
35										
36										
37										
38										
39										
40										

Finish Line Judge Name: Tiffany Barr

Finish Line Judge Signature: 

Date: 13/5/18