


Circuit Wheels on Fire

MODIFIED PRODUCTION

JamWest Speedway 2.580 km

New merge



Pos	No.	Name	Class	Overall BestTm	In Session	2nd Overall Time	2nd Session	Sponsor	Nat/State
1	965	James Ince	MP2	1:21.118	Qualifying	1:21.287	Qualifying		
2	49	David Senna Summerbell	MP3	1:22.049	Qualifying	1:24.161	Qualifying		
3	13	Sara Misir	MP3	1:22.070	Qualifying 2	1:22.355	Qualifying 2		
4	39	Justin Sirgany	MP4	1:22.318	Qualifying 2	1:22.813	Qualifying 2		
5	99	Nicholas Barnes	MP1	1:22.397	Qualifying 2	1:23.955	Qualifying 2		
6	131	Lamar Larmond	MP3	1:23.715	Qualifying 2	1:23.885	Qualifying 2		
7	40	Peter Jaggon	MP3	1:24.214	Qualifying 2		Qualifying		
8	717	Oliver Townsend	MP3	1:24.817	Qualifying	1:24.945	Qualifying		
9	44	Chris-John Addison	MP2	1:25.404	Qualifying		Qualifying		
10	10	Tan Wright	MP1	1:26.910	Qualifying 2	1:27.896	Qualifying 2		
11	333	Patrick Patterson	MP4	1:27.324	Qualifying	1:28.966	Qualifying		
12	303	Nigel Wilmot	MP3	1:27.880	Qualifying	1:30.917	Qualifying		
13	73	Leroy Spence	MP3	1:28.803	Qualifying	8:21.620	Qualifying		
14	843	Patrick Hall	MP4	1:30.694	Qualifying	1:32.034	Qualifying		
15	00	Dean Shaw	MP1	1:33.444	Qualifying	1:34.880	Qualifying		
16	17	Don Gilbert	MP1	1:34.796	Qualifying	1:35.242	Qualifying 2		
17	826	Sabrina Hoyow	MP3	1:39.777	Qualifying	1:41.962	Qualifying		
18	888	Cory Walters	MP2		Qualifying		Qualifying		
19	75	Vivian Mitchell	MP2		Qualifying		Qualifying		
20	34	Ricardo Scott	MP2		Qualifying		Qualifying		
21	18	Charles Philipps	MP2		Qualifying		Qualifying		
22	12	Collin Daley	MP2		Qualifying		Qualifying		
23	11	Kevin Gardener	MP2		Qualifying		Qualifying		
24	707	Mario Scott	MP3		Qualifying		Qualifying		
25	27	Sebastien Rae	MP3		Qualifying		Qualifying		
26	999	Alan Gordon	MP4		Qualifying		Qualifying		
27	226	Jeff Larmond	MP4		Qualifying		Qualifying		
28	131	Lamar Larmond	MP4		Qualifying		Qualifying		
29	72	Sheldon Morgan	MP4		Qualifying		Qualifying		
30	007	Jamie James	MP4		Qualifying		Qualifying		

*Thompson*

*Steward*

Chief of Timing & Scoring - Camelia Thompson  
Race Director - Lawrence Henriques

Orbits

www.mylaps.com  
Sponsored to: Jamwest Motorsports and Adventure Park Ltd

FINAL Revised  
 EDITED Results

Circuit Wheels on Fire

Sorted on Laps


MODIFIED PRODUCTION

JamWest Speedway 2.580 km

Race 1

5/26/2019 11:20

Race started at 13:39:34



Pos	No.	Name	Class	Laps	Diff	Total Tm	Best Tm	Nat/State	Sponsor
MP1									
1	99	Nicholas Barnes	MP1	6		8:29.086	1:23.198		
2	10	Ian Wright	MP1	6	29.185	8:58.271	1:25.935		
3	00	Dean Shaw	MP1	6	30.599	8:59.685	1:28.129		
4	17	Don Gilbert	MP1	3	3 Laps	4:45.350	1:32.228		
MP2									
1	12	Collin Daley	MP2	6		11:36.387	1:22.590		
2	888	Cory Walters	MP2	6	1:01.980	12:38.367	1:32.553		
3	44	Chris-John Addison	MP2	6	6 Laps	3:12.571			
MP3									
1	717	Oliver Townsend	MP3	6		11:27.256	1:20.765		
2	49	David Senna Summerbell	MP3	6	4.673	11:31.929	1:21.719		
3	131	Lamar Larmond	MP3	6	11.787	11:39.043	1:23.083		
4	161	Phillip Myers	MP3	6	12.915	11:40.171	1:23.068		
5	40	Peter Jaggon	MP3	6	23.989	11:51.245	1:24.860		
6	13	Sara Misir	MP3	6	1:02.654	12:29.910	1:22.836		
7	826	Sabrina Hoyow	MP3	4	2 Laps	9:42.643	1:35.749		
8	303	Nigel Wilmot	MP3	6	6 Laps	3:12.763			
MP4									
1	007	Jamie James	MP4	6		11:22.383	1:19.064		
2	39	Justin Siganey	MP4	6	3.374	11:25.757	1:21.757		

*Handwritten signature*

*Handwritten signature*  
 Steward  
 3:31pm

Margin of Victory	Avg. Speed	Best Lap Tm	Best Speed	Best Lap by
1.791	79.069	1:19.064	117.474	007 - Jamie James

Chief of Timing & Scoring - Camelia Thompson  
 Race Director - Lawrence Henriques

Orbits

www.mylaps.com

icensed to: Jamwest Motorsports and Adventure Park Ltd

Circuit Wheels on Fire

Sorted on Laps


MODIFIED PRODUCTION

JamWest Speedway 2.580 km

Race 2

5/26/2019 13:30

Race started at 15:59:44



Pos	No.	Name	Class	Laps	Diff	Total Tm	Best Tm	Nat/State	Sponsor
<b>MP1</b>									
1	99	Nicholas Barnes	MP1	6		8:36.107	1:22.628		
2	10	Ian Wright	MP1	6	23.541	8:59.648	1:27.554		
3	17	Don Gilbert	MP1	6	59.167	9:35.274	1:32.951		
4	00	Dean Shaw	MP1		6 Laps	11.403			
<b>MP2</b>									
1	12	Collin Daley	MP2	6		8:29.539	1:22.527		
2	888	Cory Walters	MP2	6	1:10.044	9:39.583	1:33.127		
3	44	Chris-John Addison	MP2						
<b>MP3</b>									
1	717	Oliver Townsend	MP3	6		8:27.847	1:20.569		
2	131	Lamar Larmond	MP3	6	12.568	8:40.415	1:23.642		
3	49	David Senna Summerbell	MP3	6	45.113	9:12.960	1:24.186		
4	826	Sabrina Hoyow	MP3	5	1 Lap	8:56.650	1:38.950		
5	13	Sara Misir	MP3	4	2 Laps	5:55.377	1:22.606		
6	161	Phillip Myers	MP3	2	4 Laps	3:01.730	1:23.361		
7	40	Peter Jaggon	MP3	1	5 Laps	1:42.631	1:32.549		
8	73	Leroy Spence	MP3		6 Laps	14.305			
9	303	Nigel Wilmot	MP3						
<b>MP4</b>									
1	007	Jamie James	MP4	6		8:26.640	1:19.562		
2	39	Justin Sirgany	MP4	6	22.958	8:49.598	1:23.173		

*Handwritten signature and text: "15:30"*

*Handwritten signature*

Margin of Victory	Avg. Speed	Best Lap Tm	Best Speed	Best Lap by
1.207	109.995	1:19.562	116.739	007 - Jamie James

Chief of Timing & Scoring - Camelia Thompson

Orbits

Race Director - Lawrence Henriques

www.mylaps.com

icensed to: Jamwest Motorsports and Adventure Park Ltd

Printed: 5/26/2019 4:27:36 PM